

## Recession bottoming out soon



### General Information

<b>GDP</b>	USD2346.118bn (World ranking 7, World Bank 2014)
<b>Population</b>	202.03mn (World ranking 5, World Bank 2014)
<b>Form of state</b>	Federal Republic
<b>Head of government</b>	Michel TEMER (Acting President since May 2016)
<b>Next elections</b>	2018, presidential and legislative



### Strengths

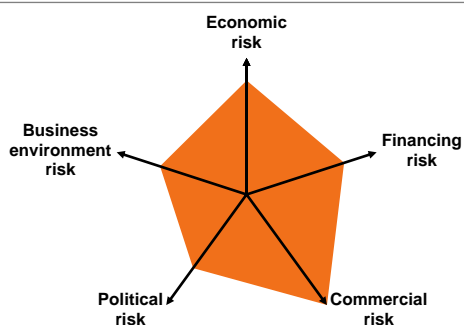
- Overall size of the economy
- Large domestic market and expanding middle class
- Diversified economic base (minerals, agriculture, manufacturing sector)
- Robust foreign direct investment, high level of foreign exchange reserves, moderate external debt
- Established political system with effective democratic transfers of power

### Weaknesses

- Insufficient domestic investment and infrastructure bottlenecks
- Vulnerable to global commodity demand and prices
- Lack of qualified workforce and high production costs
- High taxation and bureaucracy undermine competitiveness
- Social tensions, persistent insecurity, allegations of corruption and inequalities of income distribution

### Country Rating

C3



Source: Euler Hermes

### Trade Structure

By destination / origin (% of total)

Exports	Rank	Imports
China	19% 1	18% China
United States	12% 2	15% United States
Argentina	6% 3	6% Argentina
Germany	4% 4	6% Germany
Japan	3% 5	4% Nigeria

By product (% of total)

Exports	Rank	Imports
Edible Agri Prod	15% 1	8% Refined Petroleum
Iron Ores	12% 2	6% Crude Oil
Crude Oil	9% 3	5% Fertilizers
Meat	6% 4	4% Engines
Sugar	5% 5	4% Basic Organic

Source: Chelem, UNCTAD (2013)

## Economic Overview

### Recession continues while inflation decreases

Brazil recorded in 2015 the worst economic recession in 25 years. Real GDP contracted by -3.9%, after stagnating in 2014 (+0.1%). Investment plunged by -14% y/y, down to 2009 level. Although the fall is slowing down with -9.2% y/y in Q2 2016 after -17.2% y/y in the previous quarter, investment remains the main drag on growth.

Financing conditions have tightened, with companies bearing the brunt. National credit outstanding for non-financial corporations has decreased by -3.4% y/y in July 2016, after a +10% average rise in 2014 and +15% in 2013. At the same time, banking interest rates have shot up. These now stand at above 20% on average for companies.

Rates for non-earmarked resources are above 30% while earmarked resources stand at 12%. Companies struggle to repay loans. Non-performing loans have risen to 5.2% of the total credit for non-earmarked non-financial companies in July 2016 up from 4.5% in January 2016.

The contraction in private consumption slowed down in Q2 2016: -4.9% y/y after -6.3% y/y in Q1 2016 and -6.9% y/y in Q4 2015. The labor market keeps deteriorating, with the unemployment rate reaching 11.6% in July 2016 after 8.6% a year earlier.

Inflation has eased somewhat, but remains high at +8.7 y/y % in July 2016, a rate still far above the Central bank's target (4.5% +/- 1pp). The key rate (SELIC) been hiked by +300bps between October 2014 and July 2015. It stands at 14.25% ever since. However, because inflation abated, the local currency faces less pressure. With budgetary austerity measures in place, monetary policy could ease in coming months.

In 2015, net exports contributed positively to growth on the back of a moderate growth in exports (+6%), and collapsing imports, which plunged -14% y/y. Over the first half of 2016, this trend remained. Exports kept growing: +8.5% in Q1 2016 (y/y) and +4.2% in Q2 2016 (y/y). Imports remained on a decreasing trend with -23.2% in Q1 2016 and -10.6% in Q2 2016.

The recession is forecast to continue easing over the coming quarters. The Brazilian economy should go back to positive growth in the first quarter of 2017. All in all, we expect real GDP to contract by -3.5% in 2016, and to resume moderate growth in 2017 (+0.6%). Corporate insolvencies will continue their sharp rise: +22% in 2016 after +25% in 2015.

### Public finances in rapid deterioration

After more than 6 months of political turmoil, the Brazilian Senate removed Dilma Rousseff from the presidency in late August. We do not expect new elections to take place anytime soon. Interim President Michel Temer, who took the office in May 2016, should thus complete his term as president and remain in the position 2018. This is despite lackluster approval ratings - below 15%.

The country's fiscal accounts deteriorated sharply in 2015. Public deficit widened to -10.3% of GDP, up from -6.0% in 2014 and -3% in 2013. This decline can be traced back to a spike in payment of interests on public debt, which reached 8.5% of GDP in 2015 (vs. 5.5% in 2014).

The primary fiscal balance was in deficit in 2014 (-

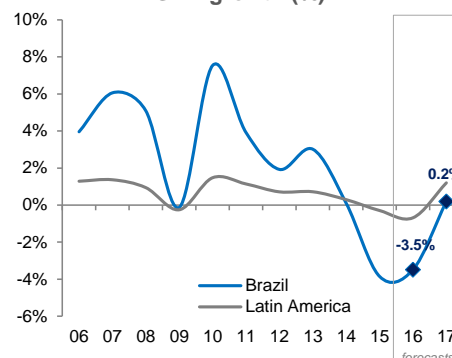
### Key economic forecasts

	2014	2015	2016	2017
GDP growth (% change)	0.1	-3.9	-3.5	0.6
Inflation (% , yearly average)	6.3	9.0	8.7	5.8
Fiscal balance* (% of GDP)	-6.0	-10.3	-10.0	-9.0
Public debt* (% of GDP)	63.3	73.7	86.7	95.7
Current account (% of GDP)	-4.3	-3.3	-1.2	-1.8
External debt (% of GDP)	14.6	19.8	20.6	21.4

\*Includes Local Government; Nonfinancial Public Corporation; Social Security Funds; State Government

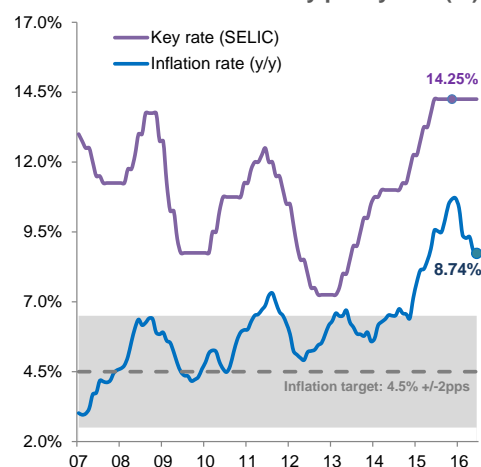
Sources: National sources, IHS, Euler Hermes

### GDP growth (%)



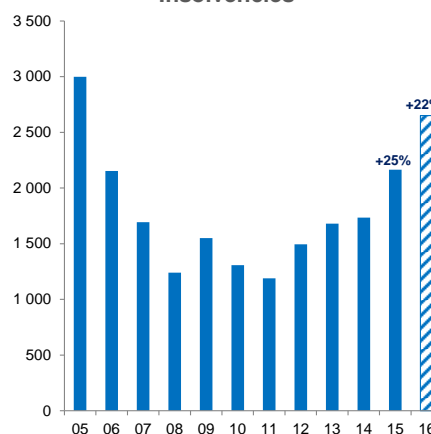
Sources: National sources, IHS, Euler Hermes

### Inflation rate and Monetary policy rate (%)



Sources: National sources, IHS, Euler Hermes

### Insolvencies



Sources: National sources, IHS, Euler Hermes

0.6%), the first in the country's history. It widened to -2% of GDP in 2015. We expect it to near -10% of GDP in 2016. The situation might improve a bit in 2017 thanks to better financing conditions that should help roll the public debt and the implementation of austerity measures. However, public debt is expected to remain on an upward trend, exceeding 95% in 2017.

The government presented to the Congress a constitutional amendment project in May 2016. It seeks to set a spending ceiling by limiting growth in primary spending to the inflation rate, reduce mandatory health and education spending, cut subsidies and tax breaks, and increase some taxes for some time. The program is still under discussion.

In early September, the government unveiled a new austerity package. The measures, which amount to USD17bn, include a freeze on new hires and wages in the public sector, a cut in the number of ministries, and reduced spending on social housing and health. Moreover, a privatization program was launched, It is focused on the oil sector, power rights, and infrastructure concessions.

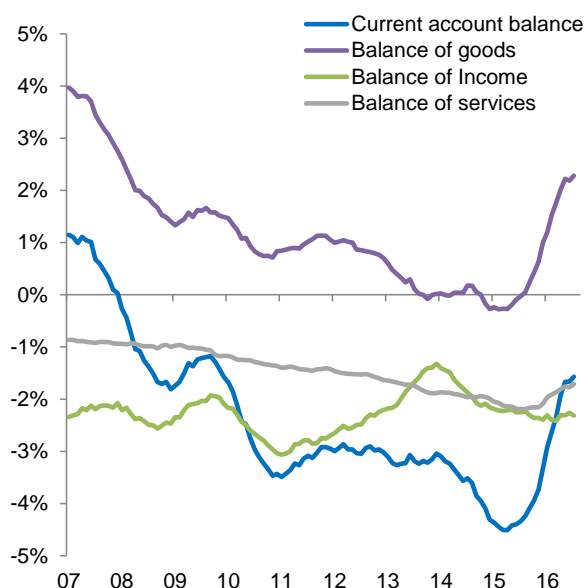
### External imbalances are adjusting rapidly

The absorption of external imbalances has been impressive. The merchandise balance (of goods) reached in July a surplus of USD40.5bn over 12 months, a record since 2007. This is owed to the free fall in nominal imports (-30% since the last peak in Jan-14). As a result, the current account deficit has fallen to -1.6% of GDP in June, down from -4.5% a year ago.

Despite a downturn over the last months, strong FDI inflows have remained above USD60bn, enough to cover the entire current account deficit. However, net portfolio inflows tumbled since the beginning of the year and are now in negative territory. A similar fate befell other investment inflows since Q3-2015. Foreign exchange reserves remain at comfortable levels, and can cover more than 15 months of imports.

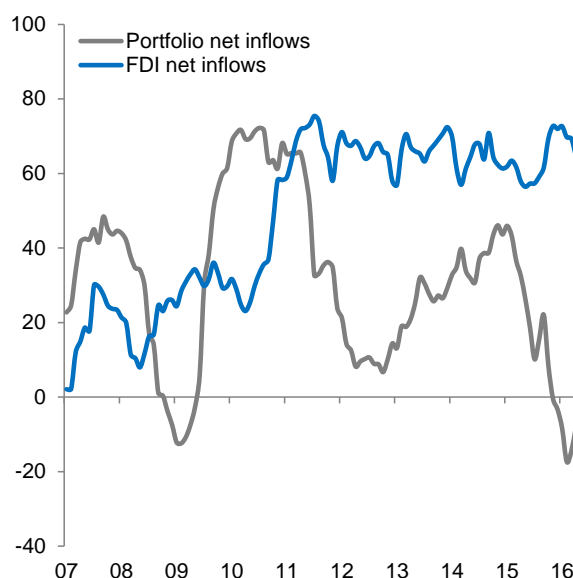
Investors' appetite seems to be recovering. After depreciating by more than -40% against the USD over 2015, the BRL has rallied since the beginning of the year (+11%). The stock market has been bullish with BOVESPA rising by more than +30%. Moreover, Brazil issued sovereign bonds worth USD1.5bn with a 2047 maturing date. The offer was a success. Order books reached USD6bn, and the offer was more than 4 times oversubscribed.

Current account balance breakdown (over 12 months, % of GDP)



Sources: National sources, IHS, Euler Hermes

Foreign investment inflows (USD bn, over 12 months)



Sources: National sources, IHS, Euler Hermes

### DISCLAIMER

These assessments are, as always, subject to the disclaimer provided below.

This material is published by Euler Hermes SA, a Company of Allianz, for information purposes only and should not be regarded as providing any specific advice. Recipients should make their own independent evaluation of this information and no action should be taken, solely relying on it. This material should not be reproduced or disclosed without our consent. It is not intended for distribution in any jurisdiction in which this would be prohibited. Whilst this information is believed to be reliable, it has not been independently verified by Euler Hermes and Euler Hermes makes no representation or warranty (express or implied) of any kind, as regards the accuracy or completeness of this information, nor does it accept any responsibility or liability for any loss or damage arising in any way from any use made of or reliance placed on, this information. Unless otherwise stated, any views, forecasts, or estimates are solely those of the Euler Hermes Economics Department, as of this date and are subject to change without notice. Euler Hermes SA is authorised and regulated by the Financial Markets Authority of France.

© Copyright 2016 Euler Hermes. All rights reserved.