





















US Steel and Aluminium Tariffs: Who Will Pay the Most for America First?

Estimated yearly losses for exporting countries in millions of USD once the US imposes import tariffs on steel (25%) and aluminium (10%)

		Aluminium	Steel	Total
	Canada	801.8	1228.2	2030.0
	Brazil	17.4	633.8	651.2
	Russia	159.4	400.3	559.7
	China	355.9	198.2	554.2
	South Korea	21.7	531.5	553.2
	Mexico	101.9	429.2	531.2
	Japan	26.1	379.9	405.9
	Germany	62.1	321.2	383.3
	Turkey	4.3	273.0	277.3
	Taiwan	19.0	253.3	272.3
	Netherlands	6.2	169.8	176.0
	UK	14.7	151.9	166.6
	Sweden	6.0	155.0	160.9
	Italy	24.0	132.1	156.1
	France	30.9	124.8	155.7
	India	24.5	83.7	108.2
	Belgium	7.2	67.4	74.6
	Austria	21.5	52.7	74.2
	Australia	7.6	66.5	74.1
	Spain	6.0	56.7	62.8