

## Large twin deficits but strong GDP growth trajectory



### General Information

<b>GDP</b>	USD60.94bn (World ranking 74, World Bank 2014)
<b>Population</b>	45.55mn (World ranking 30, World Bank 2014)
<b>Form of state</b>	Republic
<b>Head of government</b>	Uhuru Kenyatta
<b>Next elections</b>	2018, presidential and legislative



### Strengths

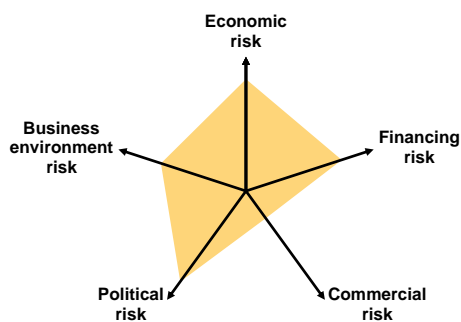
- Large domestic market (population 45mn and member of a regional trading bloc, East African Community, which is expanding and offering good business opportunities).
- Vibrant horticultural and tourism sectors, although the latter is volatile, subject to domestic political stability and regional security concerns.
- Regional energy sector has significant potential (including offshore gas fields), with direct (exploitable reserves within Kenya's territory) and indirect (inputs through Kenyan ports and exports from them) benefits.
- Strategic importance: regional economic hub.

### Weaknesses

- Poor record in terms of political party and individual rivalries and ethnic, tribal and religious divides, which spilled over into violence in 2008. Despite a relatively successful election process in March 2013, these fault lines remain in place.
- Regional uncertainties (including Somalia, piracy and terrorist activity).
- Classified as a lower-middle income economy by the World Bank, with associated need to maintain aid and other external assistance flows.
- Chequered relationship with the IFIs and wider donor community, partly reflecting perceptions of corruption.
- Twin deficits in fiscal and current accounts.

### Country Rating

C2



Source: Euler Hermes

### Trade Structure

By destination/origin (% of total)

Exports	Rank	Imports
Uganda	14% 1	14% India
United Republic of Tanzania	9% 2	12% China
United Kingdom	8% 3	11% United Arab Emirates
Netherlands	6% 4	5% Saudi Arabia
United Arab Emirates	6% 5	5% United States

By product (% of total)

Exports	Rank	Imports
Coffee, tea, cocoa, spices, and manufactures thereof	25% 1	26% Petroleum, petroleum products and related materials
Crude animal and vegetable materials	10% 2	7% Road vehicles
Vegetables and fruits	8% 3	6% Cereals and cereal preparations
Petroleum, petroleum products and related materials	5% 4	4% Iron and steel
Articles of apparel & clothing accessories	4% 5	4% Textile yarn and related products



**EULER HERMES**  
Our knowledge serving your success

## Economic Overview

### General Overview

The IMF is broadly supportive of the government's use of policy tools and its reform agenda to stabilise the economy. Indeed, in March 2016, the Fund approved USD1.5bn in fresh financing, with the funds made available through a stand-by arrangement (SBA) of around USD989.8mn and a stand-by credit facility (SCF) of around USD494.9mn. Financing under both arrangements is for a 24-month period. Kenya has immediate access to around USD757.5mn, with the remaining funds to be disbursed in four tranches following semi-annual programme reviews by the IMF. However, the Kenyan authorities will see the facility as essentially a "precautionary" measure, rather than a fund to be drawn down.

### Fiscal consolidation plan will not upset the current high GDP growth trajectory

Also in March 2016, the Treasury announced supplementary spending plans that introduce net cuts to the budget of around -USD404.34mn. However, the government claims that fiscal plans will not interrupt the nation's "still strong" economic growth, driven by expansion in the construction and agricultural sectors and by a recovery in tourism. EH expects GDP growth of around +6% in both 2016 and 2017, compared with an annual average +5.4% in the ten-year period to end-2015. Kenya will remain one of the faster growing economies in Sub-Saharan Africa (see chart).

### The current account registers high deficits but external debt is comfortable

Euler Hermes expects the East African Community (EAC) will grow in importance for Kenya as regional integration deepens, particularly as Mombassa remains the largest regional port and Uganda and Tanzania already account for a combined 23% of Kenyan exports. However, in addition to large fiscal deficits, a further structural imbalance occurs in the external accounts. Large shortfalls in the current account balance (see chart) reflect the economy's vulnerability to local (climatic and security) and global developments. The latter include commodity demand and internationally-determined commodity prices, which have an impact on both sides of the trade balance as Kenya exports soft commodities but is an importer of crude oil.

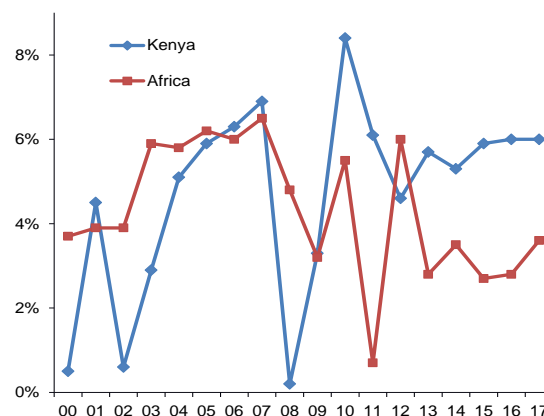
External debt levels (debt/GDP is around 25% and debt/export earnings 119%) also require careful management, although servicing of external debt obligations is low (debt service/export earnings around 4%) and foreign exchange reserves cover between four and five months of imports.

### Key Economic Forecasts

	2014	2015	2016f	2017f
GDP growth (% change)	5.3	5.9	6.0	6.0
Inflation (% end-year)	6.0	7.0	8.5	7.0
Fiscal balance (% of GDP)	-5.3	-6.5	-6.0	-5.5
Public debt (% of GDP)	48.6	50.5	52.0	52.5
Current account (% of GDP)	-10.3	-8.9	-7.0	-7.0
External debt (% of GDP)	24.1	24.2	25.0	23.5

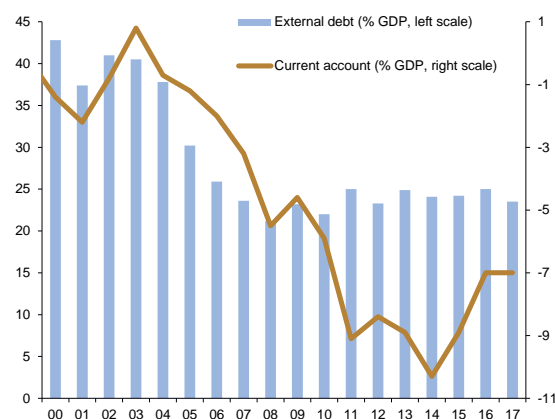
Sources: National Sources, IHS, Euler Hermes

### GDP Growth (%)



Sources: National sources, IHS, Euler Hermes

### Current Account Balance and External Debt (% of GDP)



Sources: National sources, IHS, Euler Hermes

### DISCLAIMER

These assessments are, as always, subject to the disclaimer provided below.

This material is published by Euler Hermes SA, a Company of Allianz, for information purposes only and should not be regarded as providing any specific advice. Recipients should make their own independent evaluation of this information and no action should be taken, solely relying on it. This material should not be reproduced or disclosed without our consent. It is not intended for distribution in any jurisdiction in which this would be prohibited. Whilst this information is believed to be reliable, it has not been independently verified by Euler Hermes and Euler Hermes makes no representation or warranty (express or implied) of any kind, as regards the accuracy or completeness of this information, nor does it accept any responsibility or liability for any loss or damage arising in any way from any use made of or reliance placed on, this information. Unless otherwise stated, any views, forecasts, or estimates are solely those of the Euler Hermes Economics Department, as of this date and are subject to change without notice. Euler Hermes SA is authorised and regulated by the Financial Markets Authority of France.

© Copyright 2016 Euler Hermes. All rights reserved.